Corneal Transplant

Accuracy & Reproducibility for DSAEK and UT-DSAEK

One Use-*Plus*
Automated DSAEK

One Use
DSAEK

MORIA linear systems for DSAEK & UT-DSAEK

This document is not for use in USA

Moria
Leading Innovations in Ophthalmology

MORIA linear systems for DSAEK & Ultra-Thin DSAEK

- High degree of accuracy and reproducibility
- Range of pre-calibrated single-use heads
- For Ultra-Thin DSAEK, as well as conventional DSAEK

One Use-*Plus*

Automated DSAEK

Reproducibility and convenience of fully automated solution

One Use

DSAEK

Fully sterilizable or single-use option

Accuracy and reproducibility for DSAEK and Ultra-Thin DSAEK

Uniform caps

Courtesy of Pr M. Busin (Forlí, Italy)



Large-cut profile

Courtesy of Mestre Eye Bank (Italy)



Easy to obtain thin graft

Courtesy of Mestre Eye Bank (Italy)

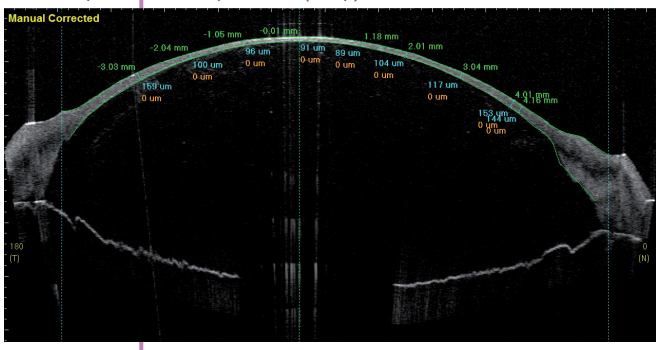



4 week postoperative graft[1]: best spectacle corrected visual acuity: 20/20

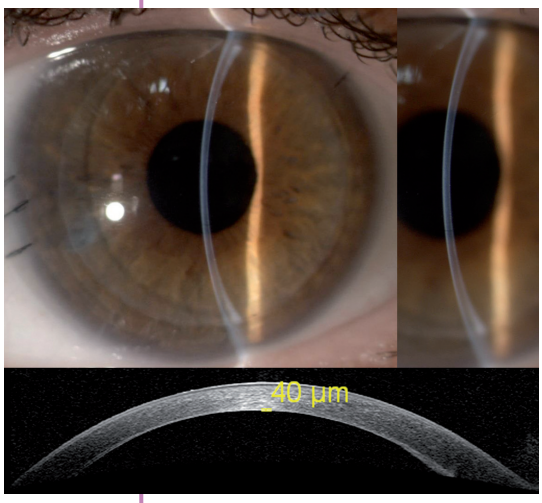

[1] 51-year old patient, UT-DSAEK with Moria linear system using a 450-µm OU LC head with a donor cornea of 590 µm central thickness preoperatively.
Courtesy of Pr. M. Busin (Forlí, Italy)

Smooth residual stromal beds[2]



[2] Image obtained by scanning electron microscopy; graft prepared using a 450-µm OU LC head with OUP handpiece (Speed 2) and reusable artificial chamber, residual bed < 100 µm.
Courtesy of Dr. Fuest (Aachen, Germany)

Testimonials

- **Pr. M. Busin (Forlí, Italy):** «*With the new linear system, Moria has made another step towards perfection: the linear system allows single-pass preparation of UT-DSAEK grafts with more predictable and regular cuts.*»
- **Dr. J. Hjortdal (Aarhus, Denmark):** «*Using the fully disposable One Use Large-Cut system with single-use cutting heads and chamber by Moria now allows us to ideally match regulatory constraints for an eye bank facility, while reliably prepare ultra-thin DSAEK lamella in a single or double pass procedure based on preoperative pachymetry.*»

Moria offer for DSAEK & Ultra-Thin DSAEK

CONTROL UNIT
Evolution 3E

Automated solution	Manual solution	
One Use-*Plus* Automated DSAEK	One Use DSAEK	CBm DSAEK
OUP Handpiece	One Turbine	CBm Turbine
Single-use heads	Single-use heads	Reusable and single-use heads
Sterilizable / Single-use	Sterilizable / Single-use	Sterilizable / Single-use
Artificial chamber, universal cover and guide rings: reusable & single-use options		

		Single-use	Reusable
	Equipment	#19380: Evolution 3E control unit	
	Artificial chamber	#19182	#19161 + #19162
One Use-*Plus* Automated DSAEK	One Use-*Plus* handpiece	#19175	
	Ring for artificial chamber	#19187	#19173
	Single-use Heads	#19184/xxx	
One Use DSAEK	One Turbine	#19155	
	Ring for artificial chamber	#19186	#19168
	Single-use Heads	#19184/xxx	
CBm DSAEK	CBm turbine	#19303	
	Ring for artificial chamber	#19180	#19171
	Heads	#19178/xxx	#19170/xxx

Non contractual document. MORIA #66099EN-D-11.2015

To obtain more information

MORIA SA
15, rue Georges Besse
92160 Antony
FRANCE
Phone: +33 (0) 1 46 74 46 74
Fax: +33 (0) 1 46 74 46 70
www.moria-surgical.com

MORIA JAPAN KK
Inami Bldg. 6F
3-24-2 Hongo Bunkyo-ku
Tokyo 113-0033
JAPAN
Phone: + 81 3 5842 6761
Fax: + 81 3 5842 6762
www.moriajapan.com

Moria Shanghai Office
RM4, 10 FL, Kai Li Building
N°432 Huai Hai West Road
200052 Shanghai
CHINA
Phone: +86 21 5258 5068
Fax: +86 21 5258 5067
www.moria-surgical.com.cn

Moria
Leading Innovations in Ophthalmology